

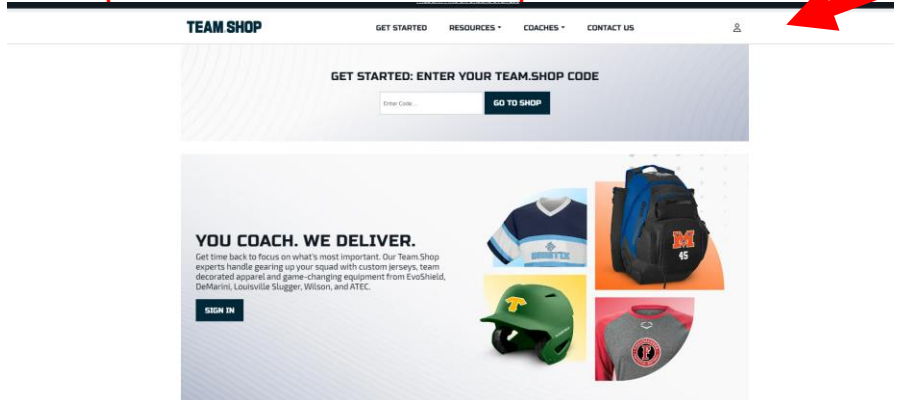


LOGIN INFORMATION:

Returning Customer: Two Ways to login-

- 1- Go to registered email and click on link sent from the following- team.shop@insider.wilson.com Once store is published- an email will come within the hour of opening the shop. Option #2- below will be the fastest way to get access to the shop.
- 2- Go to <https://www.team.shop/en-us> and click "Sign in"- Use your email and password from previous time. Click on Icon- This will take you right to the "Custom Store". Once stores closes- You can shop year around- by using this same method

NOTE: If you had registered to a WTS before you do not need to re-register. Use option 2 to access the shop.



NEW CUSTOMER: Anyone New or anyone who hasn't logged into Wilson Team Shop before

- 1- Go to <https://www.team.shop/en-us> and use the join code provided by your organizational head. Here you will register with an email and password.



Join Your Team

Enter your invite code and account information below. New users will be asked for a password in the next step to create an account.


You will receive an email when your shop is open.

Invite Code *

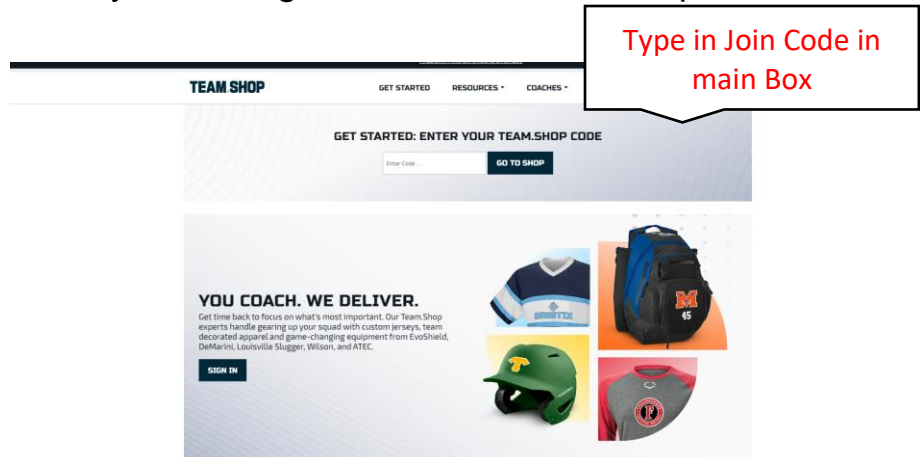
Email (For login and notifications)*

Full Name

I'm not a robot



JOIN





FAQ'S/Troubleshooting:

- Not getting the email- Check junk/Spam/promotional folder
- Team Store Page- Showing up blank or not seeing custom items- Please try logging out/deleting your history/cache and sign back in